



**CEO/RWDB MEETING
THURSDAY, FEBRUARY 6, 2020
9:30 AM – 11:00 AM**

**IowaWORKS OFFICE, ROOMS 41A/43A
4444 1ST AVE NE, SUITE 436, CEDAR RAPIDS, IOWA**

AGENDA

1. CALL TO ORDER
2. INTRODUCTION OF MEMBERS AND GUESTS
3. MOTION TO APPROVE AGENDA
4. MOTION TO APPROVE CONSENT AGENDA (SEE ATTACHMENT A)
 - CEO/RWDB MEETING MINUTES – DECEMBER 5, 2019
5. CORRESPONDENCE (SEE ATTACHMENT B)
 - DEPARTMENT OF LABOR LETTER TO DIRECTOR BETH TOWNSEND
 - MICHELLE McNERTNEY EMAIL: WIOA REQUIREMENTS CHECKLIST
 - ANNUAL PROFILE OF UNEMPLOYED 2019
 - MICHELLE McNERTNEY EMAIL: LOCAL AREA REDESIGNATION
6. MEMBER ANNOUNCEMENTS
7. PY17 ADDITIONAL DISTRIBUTION OF FUNDS – CARLA ANDORF (SEE ATTACHMENT C)
8. STRATEGIC PLAN & REGIONAL WORKFORCE GOALS PROGRESS UPDATE – CARLA ANDORF (SEE ATTACHMENT D)
9. GRANTS REPORT – CARLA ANDORF (SEE ATTACHMENT E)
10. IowaWORKS FINANCIALS & ENROLLMENT GOALS – CARLA ANDORF (SEE ATTACHMENT F)
11. REGION 10 IowaWORKS REPORT – SCOTT MATHER (SEE ATTACHMENT G)
12. ADULT EDUCATION/LITERACY REPORT – CYD HANSON (SEE ATTACHMENT H)
13. VOCATIONAL-REHABILITATION REPORT – HOLLY MATEER
14. IOWA DEPARTMENT FOR THE BLIND REPORT – JAMIE PHIPPS (SEE ATTACHMENT I)
15. REALIGNMENT UPDATE
16. MOTION TO ADJOURN

NEXT MEETING DATE IS: RWDB, MARCH 26, 10-11:30 AM, IowaWORKS

Region 10 Website: <https://www.iowawdb.gov/region-10-meetings>

CHIEF ELECTED OFFICIALS/REGIONAL WORKFORCE DEVELOPMENT BOARD
MEETING MINUTES

DECEMBER 5, 2019
IowaWORKS OFFICE
CEDAR RAPIDS, IOWA

CEO Board Members Present: Bruce Adams, Jon Bell, Joe Oswald, Bob Yoder

RWDB Board Members Present: Jasmine Almoayyed, Kim Becicka, Debbie Craig, Ashley Ferguson (by teleconference), Wayne Frauenholtz, Cyd Hanson, Joe Linn, Kristy Lyman (by teleconference), Holly Mateer, Scott Mather, Steve Olson, Julie Perez, Stefanie Rupert, Mark Schneider, Steve Shriver, Susie Weinacht

RWDB Board Members Absent: Rhonda Griffin, Chris Hummer, Patrick Loeffler, Patty Manuel, Michelle Mexcur, Kory Schreiner

RWDB Ex-Officio Members: Carmen Heck

STAFF: Carla Andorf, Rachel Daily, Kate Pine, Terry Rhinehart, Carlos Vega

The meeting was called to order by Chair Bob Yoder at 10:06 am. Both CEO and RWDB boards met quorum.

Bob Yoder asked everyone present to introduce themselves.

Bob Yoder asked for a motion to approve the agenda. M/S/C, Steve Olson, Stefanie Rupert, agenda approved.

Bob Yoder asked for a motion to approve the consent agenda. M/S/C, Julie Perez, Susie Weinacht, motion approved.

Bob Yoder asked if there was any correspondence to share. Steve Olson shared the Gazette's article on the spotlight on apprenticeships.

Bob Yoder asked if there were any member announcements. He shared that Washington County will be transitioning to a county run ambulance system and is also upgrading their 911 system. Bruce Adams stated that Iowa County has a county run ambulance and are very happy with that system. Carmen Heck announced that Goodwill will be providing support services for clients in Cedar County.

Carla Andorf reviewed the 2020 meeting schedule. Bob Yoder asked for a motion to approve the 2020 meeting schedule. M/S/C, Steve Shriver, Mark Schneider, motion approved.

Carla Andorf reviewed the WIOA Training Provider applications for the following organizations and their respective programs:

- Kirkwood Community College
 - Diagnostic Assistant
- University of Iowa
 - Enterprise Leadership BA

If approved, this will allow clients to receive WIOA funding for this program. Bob Yoder asked for a motion to approve the WIOA Training Provider applications. M/S/C, Steve Olson, Stefanie Ruprecht, motion approved. Carla also shared that the Board will no longer approve these applications. Training providers will input their program in an online system and they will be approved by Iowa Workforce Development. Concerns were raised on the turnaround time and our local input. The turnaround time should be shorter as they have told us they plan to approve these in 2-3 days. There will be an escalation process that will be developed to help with issues. We will keep this on our agenda to let the Board know what new programs have been approved.

Carla Andorf and Bob Yoder gave an update on the Realignment progress. The Department of Labor has made no decision on the appeals that were submitted for the six-region map. The State Workforce Board did training for all CEO Board members. The next steps include scheduling a session for local workforce board members, getting other stakeholder comments, holding a CEO meeting to share feedback and for them to make a recommendation to the state Workforce Board (if they choose). Bob discussed the trainings that he attended; no matter how you split the state in to regions, someone will be disappointed. No consensus was reached at this point on going to more or less regions.

Carla Andorf gave an update on the Strategic Plan and Regional Workforce Goals progress. We are working on outreach, intake and business engagement and identifying team members to work on these initiatives. Also working on an evaluation of career services and holding a focus group to gain in-depth feedback.

Kim Becicka reviewed the Grants Report. The financials and enrollments were reviewed for the GAP and KPACE programs. We are promoting Learn and Earn and Apprenticeship programs to support short-term training.

Rachel Daily reviewed the WIOA enrollment and financial reports. These reports show our performance measures for enrollment and financial goals.

Scott Mather reviewed the Region 10 Iowa Workforce Development report for September and October. This report reviewed the unemployment rates for our counties. Also highlighted were the recruiting events, business services and rapid response activities. Scott also shared the experience of visiting the Iowa Department for the Blind's Orientation Center in Des Moines. Upcoming events focus on youth and re-entry programs.

Cyd Hanson reviewed the Adult Education/Literacy report. Performance metrics for the program were shared.

Holly Mateer shared the Vocational-Rehabilitation report. They had 303 successful closures in

last fiscal year. The caseloads currently are 1180 for Cedar Rapids and 918 for Iowa City offices. She shared information on zSpace which is virtual/artificial reality technology which she hopes to share with the Board at an upcoming meeting.

Carla Andorf gave a presentation on the WIOA Partnership Team training that was held on October 14. Topics covered included the changing face of Iowa and unconscious bias training.

Bob Yoder asked for a motion to adjourn the meeting. M/S/C, Susie Weinacht, Stefanie Ruprecht, motion approved.

The meeting adjourned at 11:45 am.

Upcoming Meeting: January 30, 2020; 10-11:30 am; IowaWORKS



DEC 19 2019

Beth Townsend
Director
Iowa Workforce Development
1000 E Grand Avenue
Des Moines, IA 50319

Dear Director Townsend:

The Department of Labor's (Department) Employment and Training Administration (ETA) received appeals on June 25, 2019, from the Iowa Region 1, 2, 3, 4, 5, 7, 9, and 14 local workforce development areas (LWDA), regarding the Governor's decision to change the designation status of the LWDAs in the State by reducing the total number of LWDAs from 15 to six. The appeals were denied by the State and, subsequently, elevated to ETA.

In the appeals, the chief elected officials (CEOs) of the LWDAs raised a number of issues related to the appeals process and redesignating LWDAs. The issues raised include the following:

- CEOs and local board members were not properly consulted regarding the State's realignment efforts;
- The State did not issue a clear policy or procedure related to local area designation or appeals of designation decisions;
- The instructions provided by Iowa Workforce Development to appeal the State's local area redesignation were contradictory to the appeals processes outlined in the approved Iowa Workforce Innovation and Opportunity Act (WIOA) State Plan;
- The designation and appeals process lacked transparency;
- The State's appeals process was confusing and untimely;
- The State denied the appeals on May 30, 2019, without explanation or discussion by the state workforce development board (SWDB); and,
- Consolidating the regions will have a disproportionately negative impact on rural areas.

Scope of the Department's Review

Section 106(b)(5) of WIOA permits a unit of general local government (including a combination of such units) or grant recipient that requests but is not granted designation as a local area under WIOA Section 106(b)(2) or (3) to submit an appeal to the SWDB under an appeal process in accordance with WIOA Section 106(b)(5) and its

implementing regulations at 20 C.F.R. § 679.290(a). Under 20 C.F.R. § 679.290(b), if the SWDB is unable to make a timely appeal determination or if the appeal to the SWDB does not result in designation, the entity may request review by the Secretary of Labor under the procedures set forth at 20 C.F.R. § 683.640. The scope of the Secretary's review includes investigation and imposition of remedies for a violation of the procedural requirements of the aforementioned statutory and regulatory sections.

Determination

The Department has considered the evidence and has determined that:

1. The State did not satisfy the requirements of 20 C.F.R. § 683.630(a), which requires the State to establish an appeals process or system related to non-designation of local areas.

First, the State acknowledged in a letter to the Secretary of Labor dated July 12, 2019, that the State had not established a formal local area designation appeals policy at the time of the LWDA appeals, noting that “[d]evelopment of formal appeal procedures has been fluid.”

Second, the State's decision on the LWDA appeals lacked sufficient transparency. The State did not provide a formal written determination to the appellants with a decision in response to the local area appeals. Under 20 C.F.R. § 679.620, the Department may review an appeal for which a decision has not been rendered in a timely manner or that results in non-designation. Given the lack of a written determination by the State and given the fact that the State does not contest the timeliness of these appeals, review by the Department is appropriate.

2. The State did not establish a transparent written procedure to carry out LWDA redesignation in accordance with either WIOA Section 106(b) or, in the alternative, WIOA Section 189(i)(1), which permits a state to use its own state law rather than WIOA for local area designation under certain circumstances. WIOA Section 189(i)(1) permits a state that has enacted, not later than December 31, 1997, a state law providing for the designation of service delivery areas for the delivery of workforce investment activities to use its state code for the purpose of local area designation. Otherwise, a state must use the designation procedures at WIOA Section 106(b). The Department previously notified the State on April 4, 2019, that the State could use either WIOA 106(b) or its own state code at Iowa Code Section 84B.3 for local area redesignation.

The supporting documentation provided by the State and appealing LWDAs is insufficient to determine whether the local officials and local boards were informed in writing which procedures the State used for redesignation. The Department, additionally, had difficulty in determining the State's procedures for designating LWDAs. The documentation submitted by the State and appellants reveal that the

local area designation procedures, criteria for designation, and consultation process were not understood by the local areas.

Therefore, the Department does not uphold the State's redesignation of LWDAs. The State must continue operating with the previous structure, consisting of 15 local areas, until the State:

1. Issues a local area designation policy and procedure publicly and transparently.

On June 28, 2018, the Department approved Iowa's 2018 WIOA State Plan modification on the condition that the State develop a local area designation policy. The Department issued a subsequent letter to Iowa on April 4, 2019, which allowed the State to use either local area designation requirements at WIOA Section 106(b) or the designation process established under Iowa Code Section 84B.3. The letter again required the State to modify its State Plan to incorporate designation and appeals procedures. The Department received the State Plan modification on October 11, 2019, and it is currently under review.

2. Issues a local area designation appeals policy in accordance with WIOA Section 106(b)(5) and 20 C.F.R. § 679.290.

As per the April 4, 2019, letter, "[While] the State may use Iowa Code Section 84B.3 to govern its local area redesignation process, it must continue to adhere to requirements for establishing appeal procedures available to local governments and local workforce development areas in its State Plan (see 20 C.F.R. §§ 679.290 and 683.630(a))." The State must establish due process procedures that provide expeditious appeal to the SWDB. These procedures must provide an opportunity for a hearing and prescribe appropriate time limits to ensure prompt resolution of the appeal. If the appeal to the SWDB does not result in designation, the appellant may request review by the Secretary of Labor. A strong appeals policy provides for the following:

- a. A written determination that a local area's request for initial or subsequent designation has been approved or denied by the State.
 - b. A reasonable window of time for units of government that request but were denied local area designation to submit a formal appeal to the State.
 - c. The required contents of a State-level appeal and the criteria by which the appeal will be evaluated.
 - d. The circumstances under which units of local government that request but are denied local area status may appeal to the Secretary of Labor.
3. Seeks meaningful local input and consultation as the State implements a compliant local area designation policy and local area designation or reorganization.

As per the April 4, 2019, letter, "[s]hould Iowa choose to redesignate its local areas in accordance with Iowa Code Section 84B.3, it must ensure documentation of

compliance with that law. In particular, the State must consult with locally impacted workforce development boards determined by the SWDB to be adversely affected by newly formed designations, as required by the law.” The Department understands that the Iowa Code does not explicitly require consultation with CEOs. However, as the CEOs are the grant recipients in the local WIOA system, and they appoint the members of the local boards, the State’s future efforts to restructure the local system should include the CEOs. Examples of meaningful consultation include listening sessions, public meetings, and an open public comment period. In all cases, the State must document the nature of the consultation and/or comment and the parties consulted (e.g., sign-in sheets, meeting agendas, or meeting minutes or transcripts).

The Department understands that the State has taken some of the actions above and supports the efforts underway to improve communication and transparency with local elected officials and system stakeholders.

This letter constitutes the Department’s determination action on the recent local area appeals. The Department recognizes that the State is taking action to respond to the appeals. Among other activities, the SWDB approved a new local area designation policy that includes appeal procedures, which the State codified in a recent modification to its WIOA State Plan. We look forward to working with Iowa to ensure the local area designation and appeals processes are well understood by all key stakeholders. We encourage all parties at the state and local levels to continue working to resolve outstanding issues for employers, employees, and job seekers throughout Iowa.

Sincerely,



Laura Watson
Administrator, Office of Grants Management

cc: Christine Quinn, Regional Administrator, ETA
Tommy Ouyang, Federal Project Officer, ETA

From: Michelle McNertney

Date: January 9, 2020

Subject: WIOA Requirements Checklist and Guidance on Title I Service Provider Contracts

Dear Chief Elected Officials,

IWD will begin monitoring each local area on July 1, 2020. In support of this effort, I will forward a checklist of program specific requirements and sample documents for your review prior to our discussion at the January 30, 2020 ISAC meeting.

One specific item I want to highlight for your attention concerns the disbursement of local WIOA funds. The existing Title I Service Provider contracts in all 15 local areas are due to expire on June 30, 2020. These current contracts allocate WIOA funds directly from IWD to Title I Service Providers, which is an improper method of disbursement. By statute and regulations, WIOA funds must be allocated from IWD to the local grant recipient/chief elected official or to his/her designated fiscal agent in each Local Workforce Development Area (LWDA). The local elected officials must then allocate these funds to Title I Service Providers. This new fund distribution process will require local elected officials and local workforce development boards to initiate the request for proposal (RFP) process and contract directly with Title I Service Providers. Please note - current or prospective Title I Service Providers cannot assist with the RFP process due to the possibility of a conflict of interest. IWD recognizes that the RFP process can often be time consuming, which is why it is imperative that local elected officials and local workforce development boards begin this process to contract with Title I Service Providers as soon as possible to avoid service disruption when the current contracts expire.

If you haven't done so already, I encourage you to become familiar with the Department of Labor-sponsored WorkforceGPS website at www.workforcegps.org. The website contains a wealth of useful information, including webinars, training resources, and workforce development practices that everyone can use.

I also ask that you please forward this email to members of your local workforce development boards to ensure widest dissemination and transparency as we continue moving forward to achieve WIOA compliance. Please continue to reach out to myself, Mike Witt, Linda Rouse, or Ronee Slagle if you have questions.

Thank you!

Michelle McNertney

Division Administrator - Workforce Services

[Iowa Workforce Development](http://www.iowa.gov/workforce-development)

1000 East Grand Avenue

Des Moines, IA 50319

Phone: 515-242-0408

michelle.mcnertney@iwd.iowa.gov

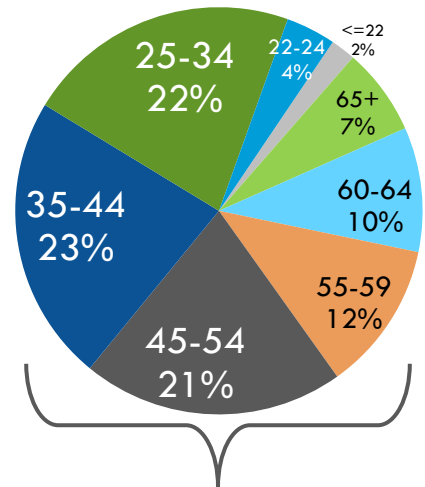
PROFILE OF IOWA'S UNEMPLOYED PERSONS

(UNEMPLOYMENT BENEFIT RECIPIENTS)

GENDER

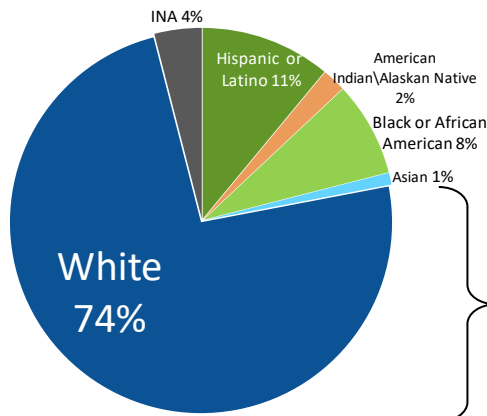


AGE



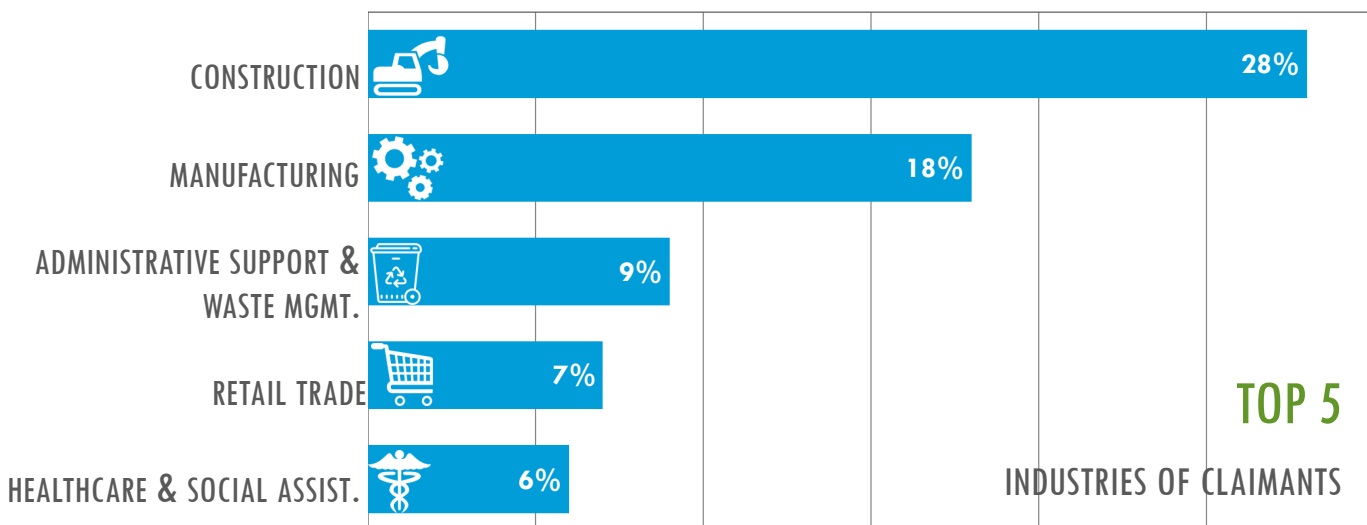
66% of all claimants were between the ages of **25 & 54**.

RACE/ETHNICITY



76% of all claimants were white followed by **10%** Hispanic or Latin .

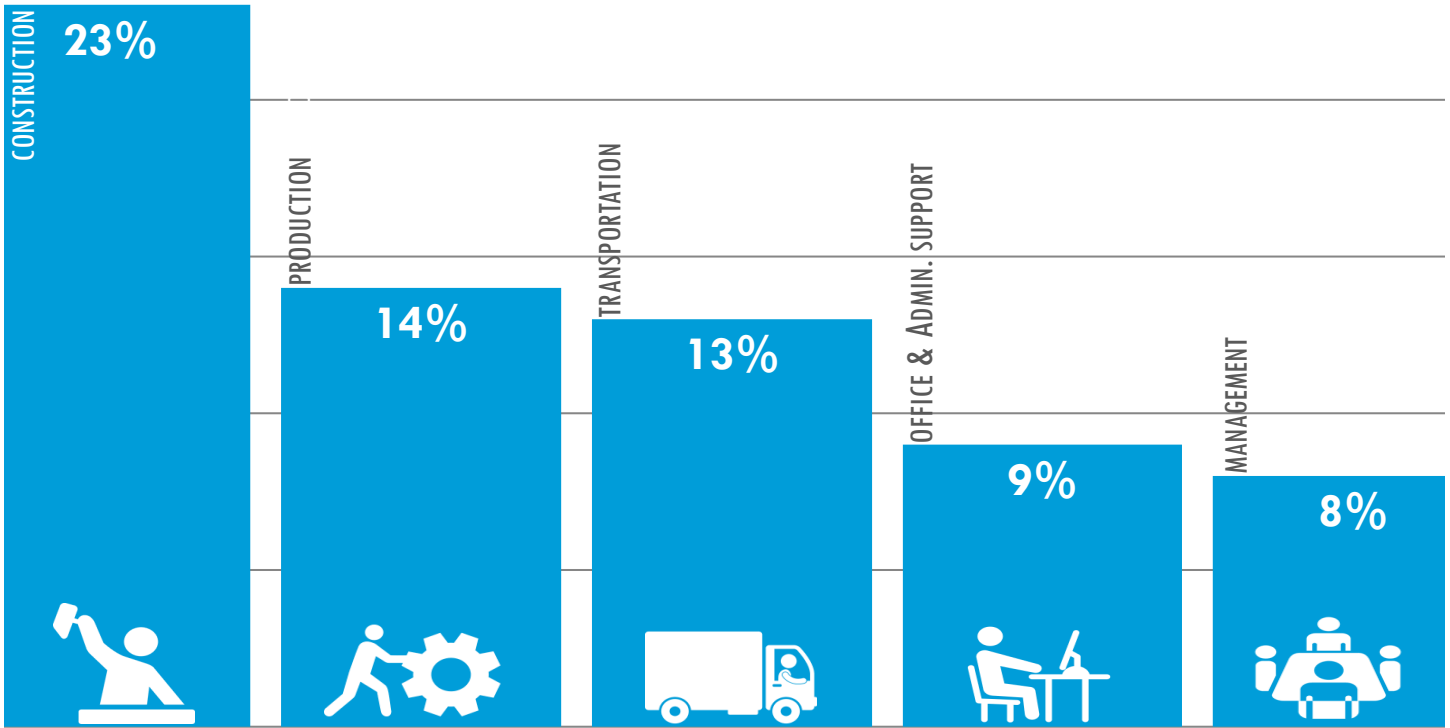
INDUSTRY



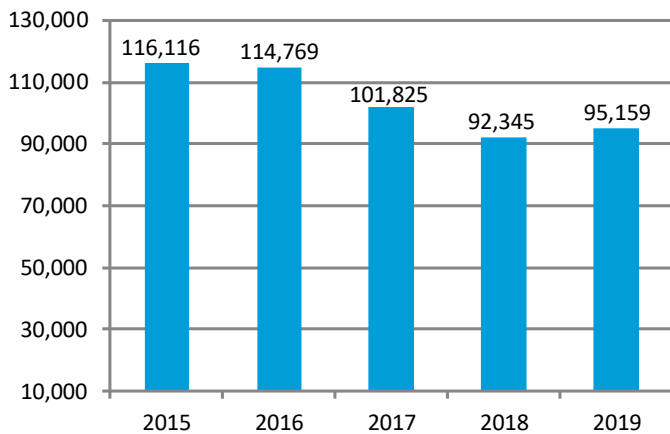
TOP 5

OCCUPATION

OCCUPATIONAL CATEGORIES OF CLAIMANTS

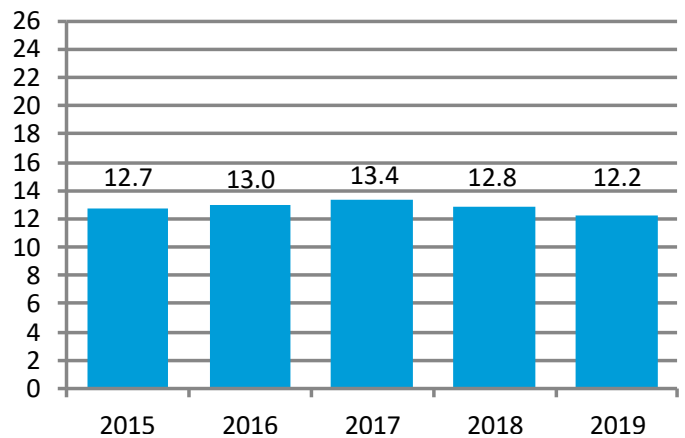


NUMBER OF UI RECIPIENTS



DURATION OF UI BENEFITS
12 MONTH AVG.

Weeks Paid



- Recipients represent the number of persons receiving at least one UI benefit payment during the year.
- The number of UI recipients increased to 95,159 for calendar year 2019. An increase from 92,345 UI recipients in calendar year 2018 due to slightly higher claims in the manufacturing industry.
- The maximum duration of UI benefits for most UI claimants is 26 weeks.
- The duration of benefits for calendar year 2019 was 12.2 weeks. The duration of benefits was 12.8 weeks for calendar year 2018.

Source: Iowa Unemployment Insurance Statistics. Note: The UI system was primarily designed to serve people who lost their last job. These characteristics do not necessarily reflect job leavers, new entrants, reentrants, and benefit exhaustees. According to the UI Data Summary publication, about 40% of unemployed persons in Iowa received UI benefits.

From: Michelle McNertney
Sent: Friday, January 24, 2020
Subject: Local Area Redesignation - Technical Assistance for CEOs

Chief Elected Officials,

Thank you for your questions regarding voluntary designation of local workforce development areas (LWDAs) in Iowa and interest in working collaboratively to do so. IWD will absolutely support any such efforts by interested parties. While you are considering whether or not your local area wants to make changes, I wanted to share the process by which this could be done.

In order to form a new LWDA, the State Workforce Development Board (SWDB) must approve the proposed new LWDA. As an example, if a group of CEOs from counties that are not currently part of the same local area wanted to pursue a different or new LWDA redesignation, they would need to do the following:

1. The CEO from each participating county must agree to be a part of the new LWDA.
2. Each CEO needs to consult with his/her existing Local Workforce Development Board (LWDB) concerning the proposed changes to the LWDA. Consultation with LWDB members must be documented and included with the written request to realign.
3. The CEOs from the proposed LWDA must provide IWD with a written request to realign, including the reasons underlying the request and a description of the consultation undertaken with the existing LWDB. The written request to realign must explain why the LWDB supports the realignment or not.
4. IWD will then present the redesignation request to the SWDB at the next scheduled meeting. It is recommended that as many of the impacted CEOs attend the meeting to give the SWDB the benefit of your input in person.
5. The SWDB will then deliberate and vote to approve or deny the request.
6. A LWDB Chair or Chief Lead Elected Official may appeal the SWDB's decision within 30 calendar days following the date of the decision. The appeals process is set forth in the Iowa Unified State Plan, as well as Iowa's WIOA administration and governance policies.

The SWDB meets quarterly and all requests to be on the SWDB agenda for this purpose, must be received by IWD no later than 14 days before the scheduled meeting. The next scheduled SWDB meeting will be held February 27, 2020, from 2:00 - 4:00 pm at Plumbers & Steamfitters U.A. Local 33, 2501 Bell Ave, Des Moines, IA 50321. To appear on the SWDB agenda for this meeting, an LWDA designation request must be received by IWD no later than February 13, 2020.

Please do not hesitate to contact me should you have any questions or request any technical support you may need should your area be interested in pursuing a change to your LWDA. In the meantime, we will continue our efforts to assist all LWDAs to become WIOA compliant.

Thank you,

Michelle McNertney
Division Administrator - Workforce Services
[Iowa Workforce Development](#)
1000 East Grand Avenue
Des Moines, IA 50319
Phone: 515-242-0408
michelle.mcnertney@iwd.iowa.gov

Adult				Dislocated Worker				Youth			Overall Total
Region	PY17 (3mo)	FY18 (9 mo)	Total PY17/FY18	Region	PY17 (3 mo)	FY18 (9 mo)	Total PY17/FY18	Region	PY17	Total	
1	905	12,141	13,046	1	1,230	12,838	14,068	1	9,494	9,494	36,608
2	566	7,595	8,161	2	731	7,634	8,365	2	4,664	4,664	21,190
3&4	222	2,984	3,206	3&4	734	7,650	8,384	3&4	4,060	4,060	15,650
5	520	6,970	7,490	5	831	8,669	9,500	5	4,375	4,375	21,365
6	460	6,176	6,636	6	709	7,392	8,101	6	5,824	5,824	20,561
7	717	9,621	10,338	7	1,187	12,374	13,561	7	8,269	8,269	32,168
8	117	1,566	1,683	8	537	5,597	6,134	8	1,566	1,566	9,383
9	1,861	24,961	26,822	9	2,139	22,307	24,446	9	16,674	16,674	67,942
10	775	10,394	11,169	10	1,918	20,000	21,918	10	16,805	16,805	49,892
11	1,307	17,533	18,840	11	2,197	22,913	25,110	11	16,720	16,720	60,670
12	485	6,511	6,996	12	909	9,476	10,385	12	4,911	4,911	22,292
13	367	4,920	5,287	13	1,183	12,336	13,519	13	3,987	3,987	22,793
14	657	8,808	9,465	14	792	8,257	9,049	14	6,463	6,463	24,977
15	976	13,097	14,073	15	1,598	16,669	18,267	15	7,950	7,950	40,290
16	1,704	22,853	24,557	16	1,237	12,895	14,132	16	15,528	15,528	54,217
Total	11,639	156,130	167,769	Total	17,932	187,007	204,939	Total	127,291	127,291	499,998

Region: 10**Participating Partners: Title 1 (Kirkwood/IowaWORKS), Title 2 (Kirkwood), Title 2 (Iowa Workforce Development/IowaWORKS), Title 4 (Iowa Vocational Rehabilitation Services and Iowa Dept for the Blind)**

The Wintac Grant was received by the state of Iowa to support WIOA core partners evaluate current levels of coordination of services, and create goals around growing and expanding coordination in a meaningful way to have lasting impacts on our work with job seekers and businesses. The goal of the Wintac is to:

- 1) Assess our collaboration and coordination level in four areas:
 - a. Outreach and Intake
 - b. Business Engagement
 - c. Career Pathways
 - d. Career Services
- 2) Identify what level of coordination we would like to be at in one year.
- 3) Develop an action plan of activities to move towards greater coordination that is also directly linked to increasing our ability to serve job seekers and businesses.

Leadership from the core WIOA programs of Title 1 (Kirkwood/IowaWORKS), Title 2 (Kirkwood), Title 3 (Iowa Workforce Development/IowaWORKS), Title 4 (Iowa Vocational Rehabilitation Services and Iowa Dept for the Blind) worked together on the assessment of coordination and developing the following plan. This was completed as follows:

- a) Each leader self-assessing coordination levels on the assessment tool. (December 2018)
- b) Leadership meeting to share self-assessment results, discuss differences, and come to a consensus on current coordination level, as well as why and areas for growth. (December 2018)
- c) Next, the team developed a plan on how to increase coordination, prioritizing ideas into those that will have both the greatest impact on our services and are likely to be completed in approximately 1 year. (January 2019)

The current strategic plan ends June 30, 2019. We are proposing to utilize the Wintac grant plan outlined below as the FY 2020 RWDB strategic plan. We invite in any RWDB team members who would like to be part of our future strategic plan work sessions to provide guidance or input either in an ongoing capacity or on an ad hoc basis. This new plan, if approved by the RWDB, would start July 1, 2019 and run through June 30, 2020.

Activities and Tactics How will we do it?	Key Players Who should be involved?	Expected Outcomes What is the result?	Timeline When will we do it?	Progress Notes and Outcomes
Outreach and Intake: Develop a referral committee composed of team members from each title to focus on how to best serve individuals and remove barriers to connecting individuals with core WIOA services.	Outreach Committee- Composed of staff from 4 titles (not management). Leadership Team-provides guidance to the outreach committee and supports implementation of their work.	*Committee established *More comprehensive informational flyer articulating WIOA partner services *GeoSolutions referral process finalized and WIOA staff trained *Committee establishes goal for outreach activities completed (including targeted youth engagement) with 2 or more WIOA partners representing the entire WIOA system. *re-evaluate marketing materials being used by core WIOA partners	July 1, 2019-June 20, 2020	March 25, 2019-each title will identify 1-2 committee members by June 1, 2019. The WIOA Leadership team will meet with this committee in June to convey the goals of the committee. October 2019-Teams identified, Monica and Carlos leading this group. Will meet in November to kick off activities. Focusing on the 4 th and 5 th action plan items listed. November 2019-Team met and began developing questions and layout for a survey. Shared with leadership for input. Will present updates to full WIOA team February with status and to see input.
Business Engagement: Identify a Title 1 and Title 2 team member to attend Business Service team meetings monthly to coordinate services for training completers, DW clients, and Title 2 IET/IELCE services.	Stephanie Hasakis-Title 2 Mike Rose-Title 1 Amy Eldred Hernandez-Title 1 Youth Team Bret Koenig-Title 4 BSR Team	*Identify technology supports to encourage participation. *Determine appropriate participation level and meeting attendance. *More integrated approach to meeting business needs. *More opportunities for businesses and job seekers.	July 1, 2019 to June 30, 2020	March 25, 2019-By June 1, identify appropriate youth team member. The WIOA Leadership team will meet with this committee in June to convey the goals of the committee. October 2019-Team members identified. Will combine this goal and the 3 rd goal of career pathways together. Carla and Scott will lead this team. First meeting December 5 th .

Region 10 RWDB Strategic Plan FY 2020

		<p>*Better understanding of business services offered by all core WIOA Titles.</p> <p>*Better coordination of sector board work among WIOA Partners.</p>		<p>December 2019-Team met December 2019. This initial meeting was a review of business service activities each of the WIOA core partners completes.</p> <p>January 2020-Team met again and identified a few action items to proceed with:</p> <p>-Better coordination: One business services marketing tool, educate full WIOA team on business services</p> <p>-Sector Board Coordination and Communication: Who attends meetings, how do we communicate information back to full team.</p> <p>Will present updates to full WIOA team February with status and to see input.</p>
<p>Career Pathways: Develop stronger communication, and education between sector boards and WIOA core staff to ensure job seekers are connected with appropriate job services and training.</p>	<p>Sector boards BSR Team All Staff Title 1 Title 4 – James Smith</p>	<p>*ICR Iowa core activities shared with WIOA team and updates provided regularly.</p> <p>*Staff understand the connection between sector needs and our services</p> <p>*Youth services are tailored to connect you with the 6 main industry sectors in Region 10.</p>	<p>July 1, 2019 to June, 30, 2020</p>	<p>March 25, 2019-identified health care as the sector we plan to start with and will cross over to other sectors from there.</p> <p>This goal and goal #2 combined. See notes above.</p>
<p>Evaluation of Career Services: Coordinated programming for targeted populations such as ESL, HS completion students, individuals with disabilities and those with barriers.</p>	<p>Leadership Team Customers Disability Access Committee</p>	<p>*increased access to career services by targeted population groups</p> <p>*seek, analyze and incorporate customer</p>	<p>July 1, 2019 to June 30, 2020</p>	<p>March 25, 2019-Focus on increasing access to services and understanding the population using services. The learning from this group will inform the work of the Career Services committee. They will need to work</p>

Region 10 RWDB Strategic Plan FY 2020

<p>Continuous improvement of Career Services by hosting customer focus groups and completing regular surveys.</p>		<p>feedback on career services to improve offerings (special outreach to youth populations) *establish a consistent focus group format and survey used by all partners</p>		<p>closely together. We will plan to present together to this team.</p> <p>November 2019-Team discussed our current customer evaluations. Plan to set up a short note card customer service feedback card at IowaWORKS. Will draw names for a monthly prize. Plan to hold 1 focus group of IowaWORKS customers this year, to gain more in-depth feedback. The leadership team will be coordinating these activities during monthly leadership meetings. Next meeting November 25.</p> <p>December 2020- Leadership established a budget fr these activities.</p> <p>January 2020-When the survey is implemented this will give us a pool of customers to pull in for a focus group to provide more input. Will likely happen in Spring 2020.</p> <p>Will present updates to full WIOA team February with status and to see input.</p>
---	--	---	--	---

Grants Report

Budget Overview

Special Programs Total Participant Budget					
	Additional FY19 Funds Carryover	New FY20 Funds	TOTAL Budget	Expenditures	Funds Remaining
Gap Tuition Assistance IAGAP	\$24,320.04	\$312,711.00	\$337,031.04	\$150,537.65	\$186,493.39
Additional IAGAP Funds FY20		\$0	\$0	\$0	\$0

Other Funds					
	FY19 Carryover	New FY20 Funds	TOTAL Budget	Expenditures	Funds Remaining
IA PACE—KPACE program	\$0	\$750,728.00	\$750,728.00	\$355,078.58	\$395,649.42
Kirkwood Community College Foundation ⁺	\$1,970.00	\$240.00	\$2,210.00	\$0	\$2,210.00
F&E&T Reimbursement Funds*	\$96,760.84	\$40,113.26	\$136,874.10	\$10,359.72	\$126,514.38

*Total available will increase as new funds are donated.
*Total available will increase as new reimbursement funds are received.

Special Programs Enrollments FY20

(7/1/19 – 6/30/20)

Gap Tuition Assistance	60
------------------------	----

E&T FFY18 (7/1/19 – 9/30/19)	24
E&T FFY19 (10/1/19 – 6/30/20)	3

E&T runs on the federal fiscal year. Data above was pulled for the timeframe to match the state fiscal year.

KPACE	43
-------	----

Fall cohorts begin in August 2019. Spring cohorts began in January and March 2020.

Credit enrollments typically happen at the beginning of the credit term.

Gap Tuition Assistance Program

Referrals

Referrals FY20	119
Historical Program Total	8595

Interviews

Interviews Scheduled FY20	62
Historical Program Total	2186

Approved Participants

Approved Participants FY20	60
Historical Program Total	1655

Participant Completions

Historical Program Total	1175 of 1523 = 77.15%
--------------------------	-----------------------

Fiscal Year	In Training	Completed Training	Did Not Complete	Completion Rate
2016	0	88	19	88 of 107 = 82.24%
2017	0	101	29	101 of 130 = 77.69%
2018	0	136	53	136 of 189 = 71.96%
2019	17	143	43	143 of 186 = 76.88%
2020*	6	42	21	42 of 63 = 66.67%

*Includes carryover training participants from FY19.

Participant Employment

New Employment FY20	33 of 55	60.00%
Overall Employment FY20	37 of 55	67.27%
Historical Overall Employment	905 of 944	95.87%

New employment: Completer has obtained different employment since enrolling in the program.

Overall employment includes all completers who are working, including those who have new employment and those who have increased responsibility with the same employer.

Fiscal Year	New Employment	Same Employer (increased duties)	Deceased	Other FT Activities	Unable to Contact	Looking for work or need employer information	Overall Employment Rate
2016	59	3	0	1	2	0	62 of 62 = 100%
2017	59	4	0	10	7	0	63 of 63 = 100%
2018	96	2	0	22	1	4	98 of 102 = 96.08%
2019	74	3	0	24	10	5	77 of 82 = 93.90%
2020	33	4	0	5	8	18 ⁺¹	37 of 55 = 67.27%

*Many graduates completed training recently and are now pursuing employment.

¹ Those new graduates who are still looking for work on 6/30/19 and still engaged in services will be moved into the FY19 pool for employment.

Project status:

Program Information (to date)	FY16	FY17	FY18	FY19	FY20	Total
91 Hour Nurse Aide	42	42	99	61	33	571
Accelerated Welding Certificate	5	2	5	0	0	32
Administrative Professional Certificate	2	8	9	8	1	37
Business Application Specialist Certificate	5					6
Business Bookkeeping Computer Certificate	1	4	2	4	0	12
Call Center Customer Service Certificate	1	8	0	0	0	36
Central Sterilization Certificate			1	3	1	5
Certificate in Office Professionals	0					36
Certificate in Website Development	0	0	0	0	0	11
Class B CDL	1	1	4	3	1	18
CNC Machinist Certificate	3	7	15	0	0	45
Community Living Professional	0	0	0	0	0	0
Core Construction Certificate	1	1	0	0	0	2
EKG Technician	1	2	13	0	1	17
Electrical Specialist	0	0	4	4	1	18
Electro Mechanical Certificate	0	0				0
Gas Metal Arc Welding Sense I	10	2	2	0	0	14
Graphic Designer Certificate	4	1	7	3	1	18
Health Support Professional	0	0	4	0	0	4
Industrial Maintenance Certificate	0	0	0	0	0	1
Kirkwood Culinary KickStart Certificate	0	0	1	0	0	5
Manufacturing Welding Certificate			2	3	0	5
Medical Office Professional		4	1	0	0	5
Operator Certificate				7	0	7
Ophthalmic Assistant Certificate				0	0	0
Personal Support Professional	1	0	0	0	0	1
Phlebotomy	7	3	8	7	2	85
Production Operator Certificate				2	1	3
Sales Professional Certificate	0	0	0	0	0	0
Supervising in Healthcare Facilities	0	0	0	0	0	0

Transportation Service Class B Training Certificate	0	0	0	0	0	4
Transportation Specialist	0	0	0	0	0	0
Transportation Technician	0	0	0	0	0	0
Truck Driver Class A CDL	43	38	54	40	17	371
Unity Game Design Certificate				0	0	0
Web Designer Certificate	2	2	3	0	1	11
Other certificates no longer offered/available						275
TOTALS	129	125	234	145	60	1655

Gap Reporting Form - General Information

Revised July 2017

Institution	Kirkwood Community College		
Contact Person	Bethany Parker	319-365-9474 x31155	bparker@kirkwood.edu
Quarterly Reporting Period	FY20	December 2019	FY20 Available (FY19 CF+FY20) \$ 337,031.04

Budget Summary

Line Item	Expenses per Quarter				YTD Expenditures
	Q1	Q2	Q3	Q4	
Direct Costs:					
Tuition & Books	\$79,116.41	\$48,327.50			\$127,443.91
Equipment	\$463.25	\$1,038.06			\$1,501.31
Fees/Assessment/Testing	\$2,865.00	\$2,774.00			\$5,639.00
<i>Subtotal</i>					\$134,584.22
Other Costs:					
Staff Support/Services	\$8,911.39	\$7,042.04			\$15,953.43
Total:	\$91,356.05	\$59,181.60	\$0.00	\$0.00	\$150,537.65

Participant Summary

Instructions: This subsection must be completed **quarterly**. Quarterly numbers must be **unduplicated**.

	Q1	Q2	Q3	Q4	YTD Total
Number of Completed Applications:	37	25			62
Number of Approved Participants:	41	19			60
Status of Approved Participants:					
Participating or Waiting to Participate:	77	60			137
Number of <u>Third Party</u> Credentials Received:	21	26			47

Financial Reporting
as of December 31, 2019
50% of the Year Completed*

Grant Name	Carryover	Total Grant	Total Budget	Staff & Overhead Expenditures	Participant Expenditures	Staff & Overhead Obligations	Participant Obligations	Unobligated Balance	% of FY18 Grant Spent/Obligated	% of Unobligated Funds
WIOA Admin	10,243	105,239	115,482	47,367	0	31,521	0	36,595	65.23%	34.77%
WIOA Adult	28,347	195,843	224,190	47,328	610	47,031	4,560	124,661	36.35%	63.65%
WIOA Dislocated Worker	40,235	310,767	351,002	128,152	12,493	134,843	18,182	57,332	81.55%	18.45%
WIOA Youth In School	4,000	112,957	116,957	20,861	128	22,379	11,726	61,862	45.23%	54.77%
WIOA Youth Out of School	28,671	343,201	371,872	113,193	43,723	119,690	35,178	60,088	82.49%	17.51%
KPACE	0	750,728	750,728	237,293	110,985	249,366	18,750	134,334	82.11%	17.89%
SNAP ADMIN**	0	115,925	115,925	23,330	0	69,990	0	22,605	80.50%	19.50%
GAP	24,320	312,711	337,031	15,953	134,584	15,949	7,986	162,558	48.02%	51.98%

Experiential Learning

FY19 we received \$45k additional GAP, carried over \$24k due to late distro

AJC IowaWORKS One-Stop Stats
October 2019

Location	Reg #	Total New Registrations	Regional Unemp Claims	Ratio of New Members to Unemp Claims	Disability		Age					Education						Veteran				Ethnicity/Race										MSFW		Employment Status			Total New W/P Enrollments								
					# Disabled of New Members	Overall Disabled Served	Age 15-23	% of Young Adults Age 18-23	Age 24-54	% Adults Age 24-54 of New Members	Age 55 and Above	% 55 and Above of New Members	Need GED	% of New Need High Sch. Equiv.	High Sch Dip	% of New Memb. Altian High School Dip or Equiv.	Some College Ed	College Degree	Educ. Beyond College "17 & Abv"	Veteran	% Ratio	Veteran Rpt'd Disabled	% Ratio Veterans Rpt'd Disabled	Hispanic	% Ratio	Race-Asian*	% Ratio	Race-Asian	% Ratio	Race-Black/African Amer	% Ratio	Race-HNPT**	% Ratio	Race-White	% Ratio	Race-More than One		% Ratio	Race-Other	% Ratio	MSFW Migrant Worker	MSFW Seasonal Farm Worker	Not Working	Working Full Time	Working Part Time
Dubuque	1	91	842	11%	2	2%	22	24%	58	64%	11	12%	8	9%	40	44%	15	11	1	2	2%	0	0%	3	3%	0	0%	0	0%	8	9%	1	1%	64	70%	5	5%	7	8%	4	4%	80	1	9	46
Decorah	1	39	198	21%	1	3%	5	13%	28	72%	5	13%	1	3%	17	44%	7	4	0	1	3%	0	0%	3	8%	1	3%	0	0%	28	72%	2	5%	5	13%	2	5%	35	1	3	25				
Mason City	2	61	650	9%	0	0%	10	16%	35	57%	16	26%	8	13%	23	38%	12	5	0	1	2%	0	0%	1	2%	0	0%	1	2%	47	77%	2	3%	5	8%	7	11%	54	2	2	84				
Spencer	3 & 4	65	271	24%	3	5%	10	15%	46	71%	9	14%	7	11%	27	42%	10	3	2	3	5%	1	2%	8	12%	1	2%	1	2%	43	66%	2	3%	7	11%	4	6%	64	0	1	54				
Fort Dodge	5	46	238	19%	0	0%	6	13%	36	78%	4	9%	3	7%	14	30%	4	3	0	1	2%	0	0%	1	2%	1	2%	1	2%	3	7%	0	0%	35	76%	2	4%	1	2%	6	13%	44	1	1	138
Marshalltown	6	48	330	15%	1	2%	10	21%	28	58%	10	21%	3	6%	22	46%	12	2	0	2	4%	0	0%	2	4%	2	4%	0	0%	39	81%	3	6%	2	4%	2	4%	44	0	2	58				
Waterloo	7	101	2199	5%	3	3%	22	22%	67	66%	20	20%	8	8%	30	30%	22	14	0	4	4%	1	1%	3	3%	1	1%	11	11%	0	0%	67	66%	8	8%	7	7%	2	2%	93	3	5	124		
Carroll	8	30	140	21%	2	7%	4	13%	21	70%	5	17%	1	3%	7	23%	6	2	1	1	3%	0	0%	2	7%	0	0%	0	0%	23	77%	0	0%	4	13%	2	7%	26	1	2	112				
Davenport	9	256	1563	16%	11	4%	33	13%	182	71%	38	15%	21	8%	112	44%	47	30	3	19	7%	1	0%	10	4%	2	1%	3	1%	26	10%	0	0%	179	70%	14	5%	21	8%	5	2%	236	5	14	210
Cedar Rapids	10	206	1225	17%	9	4%	35	17%	139	67%	31	15%	13	6%	77	37%	44	26	6	8	4%	3	1%	5	2%	4	2%	3	1%	30	15%	0	0%	146	71%	6	3%	12	6%	3	1%	194	3	8	128
Iowa City	10	134	488	27%	2	1%	8	6%	102	76%	20	15%	9	7%	54	40%	19	26	4	4	3%	0	0%	4	3%	1	1%	2	1%	13	10%	0	0%	101	75%	3	2%	8	6%	0	0%	121	4	8	36
Ames*	11	0	257	0%	0	N/A	0	N/A	0	N/A	0	N/A	0	N/A	0	N/A	0	0	0	0	N/A	0	N/A	0	N/A	0	N/A	0	N/A	0	N/A	0	N/A	0	####	0	####	0	N/A	0	0	0	10		
Des Moines	11	597	2696	22%	24	4%	75	13%	425	71%	92	15%	33	6%	238	40%	103	90	18	27	5%	2	0%	25	4%	4	1%	5	1%	37	6%	0	0%	447	75%	41	7%	45	8%	10	2%	552	9	25	446
Sioux City	12	71	644	11%	3	4%	9	13%	57	80%	4	6%	3	4%	26	37%	10	6	1	0	0%	0	0%	4	6%	0	0%	0	0%	8	11%	1	1%	46	65%	4	6%	9	13%	1	1%	69	0	2	99
Council Bluffs	13	142	342	42%	7	5%	11	8%	111	78%	18	13%	6	4%	50	35%	26	10	1	3	2%	1	1%	3	2%	0	0%	0	0%	7	5%	1	1%	95	67%	4	3%	21	15%	1	1%	135	3	3	66
Creston	14	30	171	18%	3	10%	5	17%	19	63%	6	20%	3	10%	9	30%	2	2	0	3	10%	1	3%	1	3%	1	3%	0	0%	0	0%	23	77%	0	0%	6	20%	1	3%	27	0	2	58		
Ottumwa	15	89	445	20%	5	6%	17	19%	62	70%	9	10%	11	12%	27	30%	10	2	3	5	6%	1	1%	4	4%	1	1%	0	0%	4	4%	0	0%	58	65%	6	7%	17	19%	0	0%	86	0	2	62
Burlington	16	76	674	11%	3	4%	8	11%	57	75%	10	13%	4	5%	31	41%	11	6	0	4	5%	1	1%	5	7%	0	0%	1	1%	4	5%	0	0%	59	78%	0	0%	9	12%	6	8%	70	0	5	46
Total		2082	13353	16%	79	4%	290	14%	1473	71%	308	15%	142	7%	804	39%	360	242	40	88	4%	12	1%	84	4%	19	1%	18	1%	157	8%	4	0%	1500	72%	102	5%	186	9%	56	3%	1930	33	94	1802

13353 ****Check

1802

Custom Reports > Locally Developed > California > New Registrations
Detailed Reports > Individual Reports > Enrolled Individual

Dubuque	1
Decorah	1
Mason City	2
Spencer	3 & 4

Fort Dodge	5
Marshalltown	6
Waterloo	7
Carroll	8

Davenport	9
Cedar Rapids	10
Iowa City	10
Ames	11
Des Moines	11
Sioux City	12

Council Bluffs	13
Creston	14
Ottumwa	15
Burlington	16
Total	

AJC IowaWORKS One-Stop Stats
November 2019

Location	Reg #	Total New Registrations	Regional Unemp Claims	Ratio of New Members to Unemp Claims	Disability		Age					Education						Veteran		Ethnicity/Race										MSFW		Employment Status			Total New W-P Enrollments												
					# Disable d of New Member s	Overall Disable d Served	Age 18-23	% of Young Adults Age 18-23 of New Member s	Age 24-34	% Adults Age 24-34 of New Member s	Age 35 and Above	% 35 and Above of New Member s	Need GED	% of New Memb Need High Sch Equiv.	High Sch Dipl	% of New Memb Attain High School Dipl or Equiv.	Some College Ed	College Degree	Educ. Beyond College "17 & Abv"	Veteran	% Ratio Veteran Rpt'd D'abled	Hispani c	% Ratio	Race- AIAN	% Ratio	Race- Asian	% Ratio	Race- Black/ African Amer	% Ratio	Race- HNP*	% Ratio	Race- White	% Ratio	Race- More than One		% Ratio	Race- Other	% Ratio	MSFW Migrant Worker	MSFW Seasonal Farm Worker	Not Working	Working Full Time	Working Part Time				
Dubuque	1	67	1150	6%	4	6%	6	9%	49	73%	12	18%	4	6%	34	51%	5	9	1	4	6%	0	0%	4	6%	0	0%	0	0%	0	0%	5	7%	0	0%	45	67%	2	3%	11	16%	3	4%	60	1	6	41
Decorah	1	35	510	7%	1	3%	8	23%	23	66%	4	11%	5	14%	19	54%	2	0	0	1	3%	0	0%	2	6%	1	3%	0	0%	0	0%	0	0%	28	80%	0	0%	4	11%	3	9%	33	1	1	42		
Mason City	2	47	1294	4%	1	2%	6	13%	33	70%	8	17%	3	6%	19	40%	10	3	0	4	9%	0	0%	2	4%	0	0%	40	85%	0	0%	3	6%	2	4%	40	5	1	56								
Spencer	3 & 4	57	544	10%	3	5%	5	9%	47	82%	5	9%	8	14%	23	40%	8	5	1	4	7%	0	0%	8	14%	0	0%	1	2%	1	2%	0	0%	41	72%	0	0%	5	8%	3	5%	55	0	2	59		
Fort Dodge	5	46	376	12%	3	7%	3	7%	33	72%	8	17%	3	7%	17	37%	11	2	1	3	7%	0	0%	1	2%	0	0%	2	4%	0	0%	0	0%	35	76%	4	9%	2	4%	4	9%	39	1	2	126		
Marshalltown	6	50	875	6%	2	4%	11	22%	32	64%	7	14%	3	6%	24	48%	6	4	0	0	0%	0	0%	2	4%	1	2%	0	0%	1	2%	0	0%	38	76%	1	2%	8	16%	5	10%	48	0	2	41		
Waterloo	7	89	1558	6%	4	4%	14	16%	61	69%	14	16%	8	9%	34	38%	22	11	0	1	1%	0	0%	3	3%	1	1%	1	1%	11	12%	1	1%	63	71%	3	3%	5	6%	3	3%	81	3	3	80		
Carroll	8	33	320	10%	2	6%	5	15%	19	58%	7	21%	3	9%	14	42%	2	2	0	0	0%	0	0%	2	6%	1	3%	0	0%	0	0%	0	0%	24	73%	1	3%	5	15%	4	12%	31	0	2	109		
Davenport	9	277	2232	12%	9	3%	40	14%	200	72%	32	12%	26	9%	122	44%	55	24	2	12	4%	2	1%	18	6%	3	1%	2	1%	26	9%	1	0%	208	75%	12	4%	16	6%	2	1%	258	2	9	121		
Cedar Rapids	10	189	2499	8%	5	3%	20	11%	136	72%	29	15%	11	6%	82	43%	39	23	2	9	5%	0	0%	3	2%	0	0%	2	1%	22	12%	0	0%	147	78%	5	3%	7	4%	6	3%	179	5	3	117		
Iowa City	10	108	945	11%	3	3%	18	17%	76	70%	11	10%	13	12%	41	38%	23	14	4	6	6%	1	1%	10	9%	1	1%	1	1%	16	15%	0	0%	74	69%	3	3%	7	6%	2	2%	99	2	5	32		
Ames*	11	0	293	0%	0	N/A	0	N/A	0	N/A	0	N/A	0	N/A	0	N/A	0	0	0	0	N/A	0	N/A	0	N/A	0	N/A	0	N/A	0	N/A	0	N/A	0	N/A	0	###	0	###	0	N/A	0	0	0	3		
Des Moines	11	516	3329	16%	21	4%	66	13%	375	73%	71	14%	48	9%	192	37%	95	84	11	16	3%	2	0%	20	4%	3	1%	6	1%	44	9%	0	0%	386	75%	16	3%	33	6%	7	1%	480	12	16	360		
Sioux City	12	54	868	6%	1	2%	5	9%	41	76%	5	9%	0	0%	20	37%	11	4	1	0	0%	0	0%	2	4%	4	7%	0	0%	1	2%	44	81%	0	0%	2	4%	3	6%	52	2	0	127				
Council Bluffs	13	119	539	22%	6	5%	7	6%	87	73%	23	19%	6	5%	57	48%	19	7	1	5	4%	2	2%	4	3%	1	1%	1	1%	4	3%	0	0%	98	82%	1	1%	10	8%	4	3%	110	2	3	52		
Creston	14	31	240	13%	2	6%	3	10%	20	65%	6	19%	6	19%	13	42%	7	1	0	0	0%	0	0%	0	0%	0	0%	0	0%	0	0%	27	87%	4	13%	0	0%	3	10%	30	0	1	41				
Ottumwa	15	80	782	10%	1	1%	9	11%	63	79%	8	10%	8	10%	26	33%	7	7	0	3	4%	0	0%	4	5%	2	3%	0	0%	1	1%	0	0%	63	79%	1	1%	9	11%	7	9%	75	0	5	69		
Burlington	16	79	750	11%	2	3%	10	13%	56	71%	9	11%	8	10%	30	38%	10	4	0	1	1%	0	0%	8	10%	0	0%	1	1%	6	8%	0	0%	50	63%	1	1%	14	18%	3	4%	77	1	1	34		
Total		1877	19104	10%	70	4%	236	13%	1351	72%	259	14%	163	9%	767	41%	332	204	24	69	4%	7	0%	93	5%	18	1%	17	1%	140	7%	3	0%	1411	75%	54	3%	141	8%	64	3%	1747	37	62	1510		

19104 <====Check

1510

Curstom Reports > Locally Developed > California > New Registrations
Detailed Reports > Individual Reports > Enrolled Individual

Dubuque	1
Decorah	1
Mason City	2
Spencer	3 & 4

Fort Dodge	5
Marshalltown	6
Waterloo	7
Carroll	8

Davenport	9
Cedar Rapids	10
Iowa City	10
Ames	11
Des Moines	11
Sioux City	12

Council Bluff	13
Creston	14
Ottumwa	15
Burlington	16
Total	



This report Reflects November-December 2019

<i>Unemployment Rates- County rates are not seasonally adjusted</i>			
	October 2019	November 2019	October 2018
United States (seasonally Adjusted)	3.6%	3.5%	3.8%
State of Iowa (seasonally adjusted)	2.2%	2.3%	1.9%
Benton	2.2%	2.6%	1.9%
Cedar	1.8%	2.0%	1.6%
Iowa	1.5%	1.6%	1.3%
Johnson	1.6%	1.8%	1.4%
Jones	2.1%	2.5%	1.7%
Linn	2.5%	2.6%	2.1%
Washington	1.7%	1.9%	1.7%

Cedar Rapids Recruiting Events:

Kirkwood Healthcare 2
US Census 9
Trigo
ABM Janitorial 6
Kelly Services 3
To the Rescue
Medirev
CR Community Schools
Manor Care
Weekly Grab a Job-Open Interviews with 4-6 employers at each

- Promoting Grab A Job to employers more than open lobby time

Iowa City Recruiting Events:

US Census 9
Aerotek
VA Hospitals-statewide
Garda World



Business Services activities:

November:

- 11/2/19: Mace presented on Home Base Iowa to community partners and veterans at the Senator Ernst Veteran Resource Fair in Wapello
- 11/8/19: Mace participated in Veteran Expo at Vets Memorial, sharing value of HBI and shared Psych Armor as a tool for assisting caretakers, employers, and family members
- 11/8/19: Mace assisted in the coordination of the Linn Co HBI Community celebration event
- 11/13/19: Veteran Re-Connect with 6 HBI businesses and 8 veterans attending
- 11/14/19: Kate assisted Kirkwood and Midwest Metal Registered Apprenticeship Employer Focus Group
- 11/14/19: Kate presented Registered Apprenticeship Orientation to 9-12th grade iJAG students
- 11/14/19: Curt presented Registered Apprenticeship Orientation to 3 classes of Juniors and Seniors at Cedar Rapids Washington
- 11/14/19: Sharon presented Registered Apprenticeship Orientation to 45 iJAG students to 9th and 10th grade iJAG students at Cedar Rapids Washington
- 11/14/19: Cary Stowe presented on Registered Apprenticeships to iJAG students at Iowa City West
- 11/14/19: Grant Elliott presented on Registered Apprenticeship to iJAG students at City High
- 11/15/19 Grant also presented on Registered Apprenticeship to students at Tate High School
- 11/15/19: Curt presented Registered Apprenticeship Orientation to 4 classes at Belle Plaine High School
- 11/19/19: Mace coordinated the Diversity and Inclusion Job Fair with 20 businesses attending and roughly 50 job seekers with various barriers to employment
- 11/20/19: Mace presented on HBI to the Johnson Co Board of Supervisors asking and gaining their support for the initiative-moving forward with attaining HBI Community status
- 11/20/19: Curt assisted with resume development at Metro High School
- 11/21/19: Re-Connect Employer Panel with 7 employers and over 50 job seekers



December:

- 12/17-12/18: Business Team proctored the NCRC to over 100 students at Washington High School in Washington, Iowa
- 12/18/19 Mace/Scott met with Iowa City Area Development (ICAD) to discuss next steps with HBI designation
- 12/19/19: Re-Connect Employer Panel with 7 employers and over 70 job seekers

Rapid Response Activities:

Whitesell: Closed in Washington, Iowa, impacting 43 workers. On-site meetings were held for workers on 12/17 in addition to one on one assistance in job search activities on 12/20.

Tata Consultancy Services: 36 workers were permanently laid off with a date on or around 1/10/20. Worker meetings were conducted on 1/7/20. Impacted workers were given priority for other open positions so the total number of impacted workers were less than 36.

Adult Education/Literacy Report

ESL Information

- In Session IV, we have added 3 new classes, 1 in Cedar Rapids and 2 in Iowa City. These additional offerings increase our capacity by 60 students.
- In Session IV, we have had 505 students enrolled in classes since July 1 and continue to enroll more new students at every registration.
- There are several IET/IELCE programs currently underway and/or in development:
 - Atlantic Bottling Company is looking to start a program for candidates in their merchandiser role; curriculum is complete and recruitment efforts will be underway this spring.
 - Cedar Rapids School District is currently recruiting for Bus Attendants. There is a targeted February start for these IELCE classes.
 - A Goodwill Light Manufacturing cohort recently finished another round of classes.
 - We are currently in exploratory stages with three other potential partners, Pearson Education, Pioneer Co-Op, and Systems Unlimited.

ABE Information

The secondary program is preparing for another session to start on January 21. The originally scheduled orientations and pathways were full, so we added more orientation and pathway sessions to meet the demand. Our staff has been working diligently with students to bring us closer to meeting our goals. Our program has reached 92% of our participation goal.

ABE has had 605 students enrolled in classes since July 1, 2019. Our next session will begin March 23, 2020. We will be having orientations along with our Pathways to Success program before these classes begin for all new students coming in.

We have been working with our WIOA partners at IWORKS in setting up business tours for students. As of now, Mercy Hospital in Iowa City is the first business to be involved with developing this project.

Iowa Department for the Blind Report February 2020

Iowa Department for the Blind is working on increasing their transition programs during the school year. They will be partnering with IVRS to provide these services in the summer as well as the LEAP program in Des Moines will be offered again.

IDB is looking at starting their own 4+ program in Des Moines for individuals who need additional independent living skills outside of their IEP. This is in the very beginning stage, but funding has been requested and approved by the state. For adult clients, a new one-week training in Des Moines called SELF is available to help with blindness training.

Jamie Phipps, MS
VR Counselor
Iowa Department for the Blind